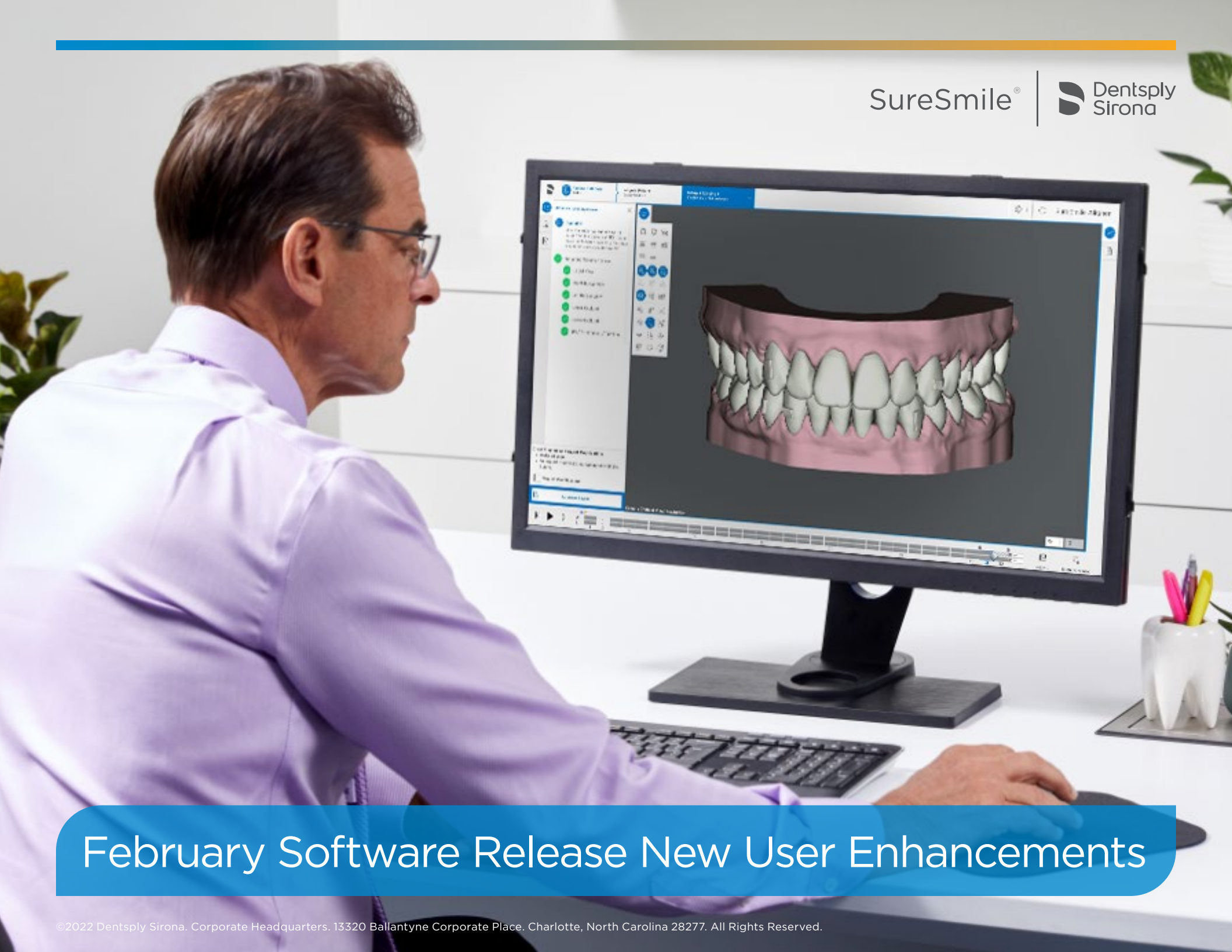


SureSmile®



February Software Release New User Enhancements

February Software Release New User Enhancements

- ⌘ The February Release includes the following enhancements added since the previous January Release.
- ⌘ **Important Note:** After every SureSmile Advanced, Ortho, and Aligner software update, we recommend clearing your browser cache to remove any remnants of the old version to optimize software performance. The steps to follow depend on the browser you are using, and are linked here for your convenience:
 - ⌘ [Steps for Mozilla Firefox](#)
 - ⌘ [Steps for Apple Safari](#)
 - ⌘ [Steps for Google Chrome](#)



February Software Release New User Enhancements

☒ Interface Improvements

- ☒ [Cancel Older Full-Service Aligner Cases \(all platforms\)](#).....3
- ☒ [Alerts for Duplicate Orders \(all platforms\)](#).....4
- ☒ [Laser Marking Enhancements \(all platforms\)](#).....6
- ☒ [Pontic Improvements \(all platforms\)](#).....7
- ☒ [Shipment Email Notifications Default Changed \(Aligner/Ortho\)](#).....8
- ☒ [Updates to Terms & Conditions\(Aligner/Ortho\)](#).....10
- ☒ [Invitation-based Registration Improvements \(Aligner/Ortho\)](#).....11
- ☒ [Aligner Plan Approval Streamlined \(Ortho/Advanced\)](#).....12
- ☒ [Sequential Distalization Updates \(Advanced\)](#).....13



Case Cancellations

Impacted:

SureSmile Aligner,
Ortho & Advanced

Open cases prior to October 1, 2020 with the following criteria will be cancelled:

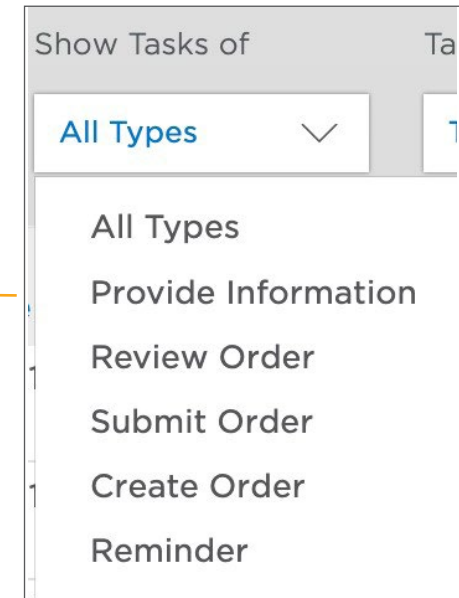
- Full-service Aligner Case, either initial order or refinement (includes both Complete & Select cases)
- Setup & Staging with a To Review / Not Ordered status
- Plans with a Needs information status
- Therapeutic Models with a status of:
 - On Hold
 - Not Ordered
 - Rejected

Open cases prior to October 1, 2020 with the following criteria will NOT be cancelled:

- Cases with Premium models
- Integration cases (CEREC)
- Demo cases

Please note there is currently no way for the user to cancel these cases on their own.

See cases with different statuses using this filter on the Tasks page



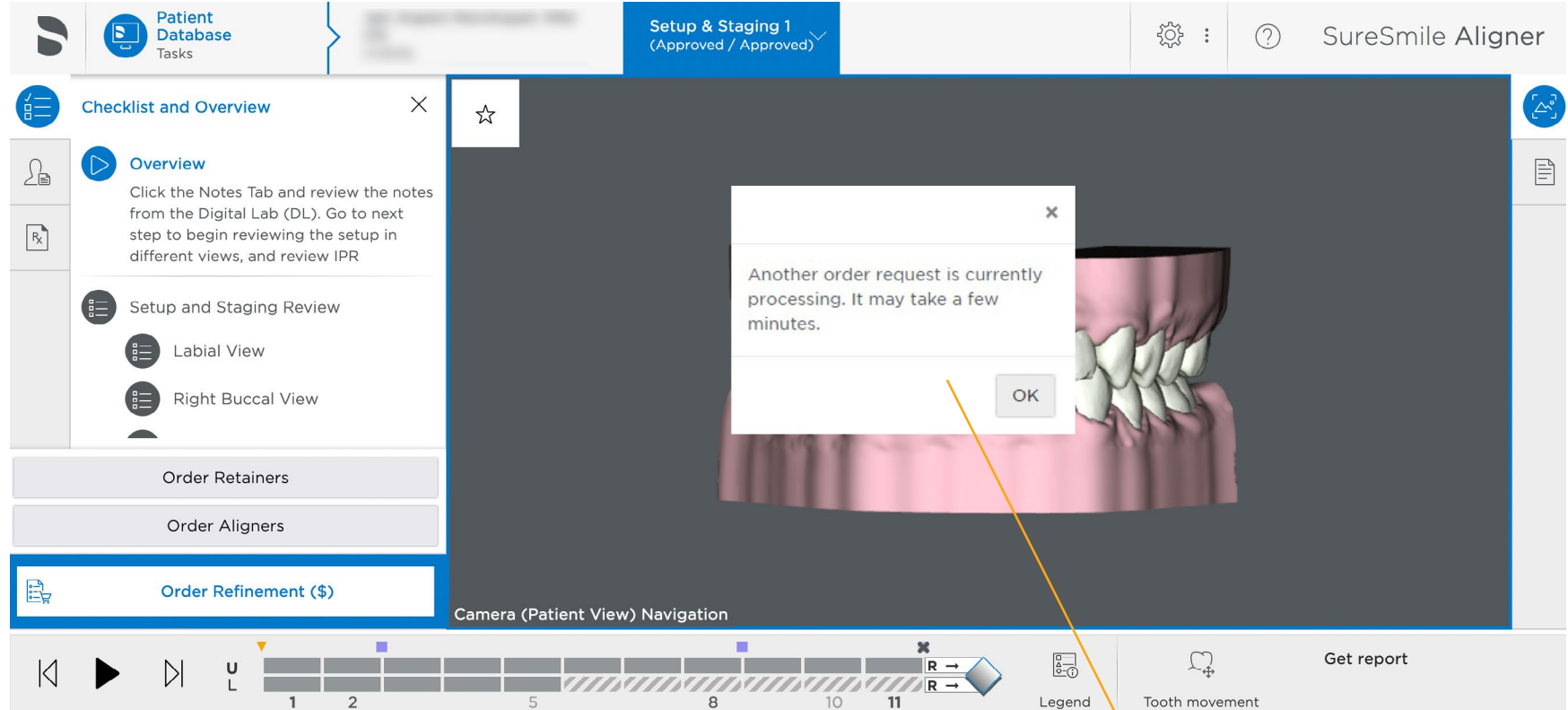
Once a case is cancelled, the patient can still be found but the treatment plan is no longer visible.

Duplicate Order Alerts

Impacted:

SureSmile Aligner,
Ortho & Advanced

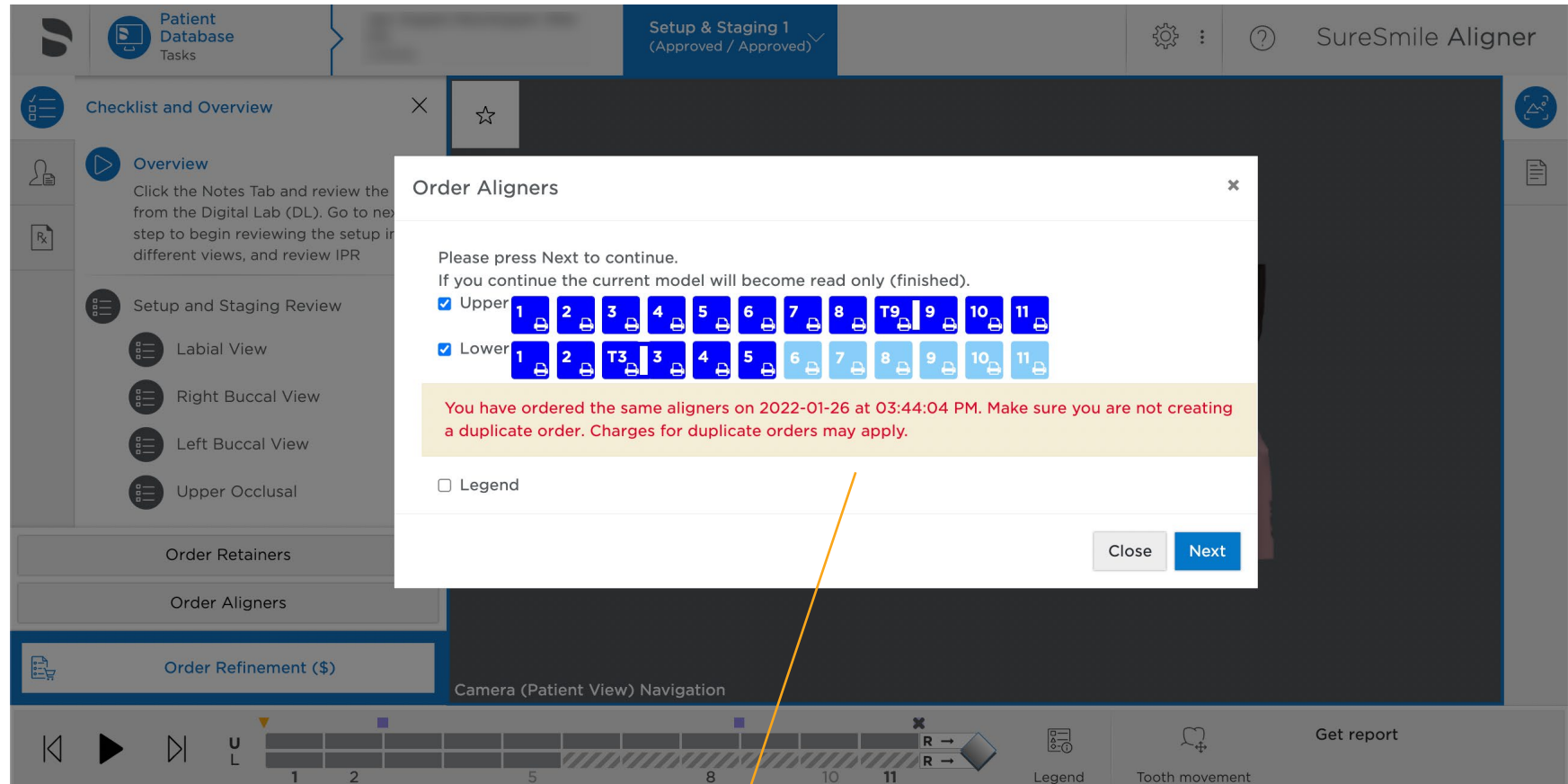
An alert will appear whenever the user attempts to place a duplicate order that the system is processing. The following screenshot provides an example of the message.



New message alerts user when a duplicate order has been placed and is still in process.

Alerts for Duplicate Orders

Impacted:
SureSmile Aligner,
Ortho & Advanced



New message alerts user when a duplicate order has been placed within the last 30 days.

Laser Marking Enhancement

Impacted:

SureSmile Aligner,
Ortho & Advanced

- Previously the first 4 letters of the patient's first name was laser printed onto the aligners. This is now being replaced with the 4-digit patient ID.
- This change will impact aligners manufactured beginning February 25.

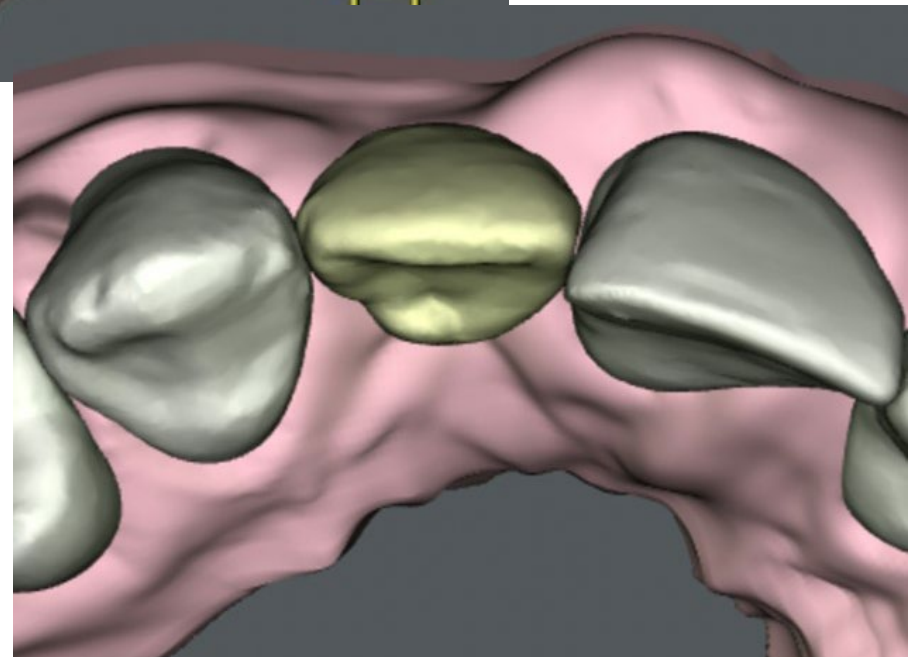
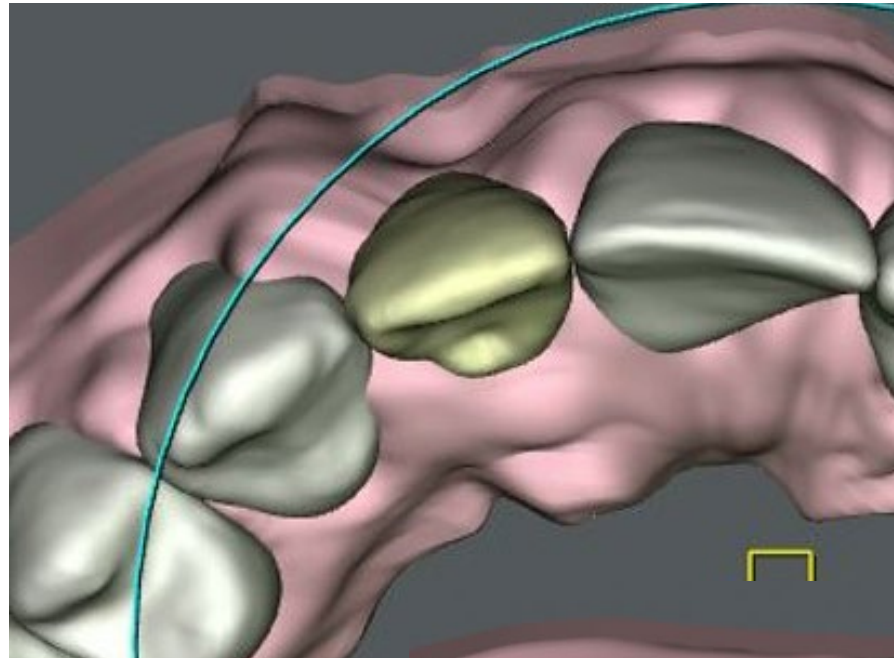


Pontic Improvements

Impacted:

SureSmile Aligner,
Ortho & Advanced

- Pontics are now scaled and tapered gingivally to avoid gingiva morphing.
- The gingiva around the pontics now maintains its original shape.



Shipment Email Notifications Default Changed

Impacted:

SureSmile Aligner
& Ortho

- Shipment Email Notification preference default was changed to 'Doctor' for all SureSmile Aligner and SureSmile Ortho practices
- If you prefer not to receive these email notifications, you can change this setting in Preferences > Task Owner

Prescription Treatment Aligners **Task Owner** Appearance Flag Labels Search

Task Owner

Products:

Therapeutic Model

Setup

Tasks:

Resolve Hold

Upload Scan Data

Task Assignment Email Notification

Shipment Email Notification

Order Assignments

Review/Approve Assignments

Tasks Assignments

Shipment Email Notification Example

Impacted:

SureSmile Aligner,
Ortho & Advanced

Add sureweb@suresmile.com to your address book to prevent emails from going to junk or spam

From: <sureweb@suresmile.com>
Date: Fri, Aug 20, 2021 at 2:40 PM
Subject: ALERT: SureSmile shipment -- Aligners for [Staged Models 1] 1 for H9D6
To:

New shipment

You have a new shipment from SureSmile. Navigate to it by clicking the following links.

Shipper tracking: [\[Redacted\]](#)

Shipments tracking: [Aligners for \[Staged Models 1\] 1 for H9D6](#)

Sincerely,
SureSmile Customer Care

Example of the Shipment Email Notification that will be sent.

Terms & Conditions Updates

Impacted:

SureSmile Aligner & Ortho

- Terms & Conditions were added for Australia and New Zealand
- EU countries share the same Terms & Conditions and were previously only displayed in English. They are now also available in Spanish, Italian, French and German. The language for the Terms & Conditions is based on the language selected by the user during the registration process.
- Only applies to new registrations.

Sign up for an account

Full name

Email address

Password

Password confirmation

Country
Select an Option

Timezone
(GMT-06:00) Central Time (US & Canada)

Language
English

I'm not a robot

reCAPTCHA
Privacy - Terms

Sign up

Registration by Invitation Process Improved

Impacted:

SureSmile Aligner & Ortho

- User is now notified when an expired invitation link is used
- If a user who already has an account attempts to create a new account, they will be directed back to the login page with a notice that the invitation has been verified
- When a user accepts an invitation, the user's email address is now populated automatically to avoid using another email address not associated with the invitation

The image displays two screenshots of the SureSmile login interface. The top screenshot shows an error message: "Error: Invitation has expired." Below this, the text "Log in with your account details" is displayed. The login form contains an email field with "jstestingrd@gmail.com" and a password field with masked characters. A "Login" button is visible below the form. The bottom screenshot shows an information message: "Information: Invitation verified. Please login to continue." Below this, the text "Log in with your account details" is displayed. The login form contains an email field with "sstestingrd+182@gmail.com" and a password field with "Password" text. A "Login" button is visible below the form. A link "Forgot your password?" is located at the bottom of the form. A link "account?" is visible on the right side of the page.

Aligner Plan Approval Streamlined

Impacted:
SureSmile Ortho
& Advanced

Click the Staged Models link in the checklist to go to the Staged Models after Plan review.

The screenshot displays the SureSmile Ortho software interface. At the top, there is a navigation bar with 'Patient Database Tasks', 'Plan 1 (To Review)', and 'SureSmile Ortho'. Below this is a menu bar with options like 'Guide Tools', 'Display', 'View', 'Compare', 'Tools', 'Measure', 'Quality', and 'Image'. A 'New Order' button is visible in the top right. The main area is divided into a left sidebar and a central 3D model view. The sidebar contains a 'Checklist and Overview' panel with a star icon and a list of items: 'Lower Anterior - Angulation, Occlusal Plane, Midline', 'Lower Anterior - Torque', 'Lower Anterior & Posterior - Rotations, Archform', and 'Approve or Modify Setup'. The 'Approve or Modify Setup' item is highlighted with a blue play button icon and includes instructions: 'Apply corrections as needed and click Submit. To request setup modifications, type notes and click Submit. Otherwise, review Staged Models 1'. Below the checklist are 'Edit' and 'Reset' buttons. The central 3D model view shows a dental arch with various tools and a 'Camera (Object View) Navigation' label. Below the 3D view is a form with fields for 'Order Name' (Plan 1), 'State Changes', 'Start Reference Model' (Therapeutic Model 1), 'Referenced Scan' (Therapeutic Model 1), and 'Edit Notes'. A 'Show DE' button is on the right. At the bottom, there is a bar with 'Displacements', 'IPR Tracking', and 'Order' buttons.

The Approve button has been removed from the Plan in Full-service Aligner cases. Modifications can still be performed and requested for the Plan but approving the Staged Models will now be the only way to approve the Plan.

Sequential Distalization Updates

Impacted: SureSmile Advanced

- Sequential Distalization is a method to move posterior teeth one tooth at a time in a controlled manner without loss of anchorage. The benefit of this is you are able to create space for front teeth movement without causing flaring to achieve a more aesthetic smile and functional bite.
- A few changes were made to the interface for the Sequential Distalization options. See the next two pages for a description of each section.

▼ Sequential Distalization

Overlapping teeth	<input type="radio"/> No overlap	Maximal anchorage	<input checked="" type="radio"/> None
	<input checked="" type="radio"/> Multi tooth movement		<input type="radio"/> 8
			<input type="radio"/> 7
			<input type="radio"/> 6
Overlap mode	<input checked="" type="radio"/> <input type="text" value="50"/> Percent	Tooth range:	<input checked="" type="radio"/> 8 .. 4
	<input type="radio"/> <input type="text" value="4"/> Stages		<input type="radio"/> 8 .. 3

Esthetic option: Anterior movement from beginning

Sequential Distalization Updates

Impacted: SureSmile Advanced

Overlapping teeth: how many teeth may distalize at the same time

- No overlap: one tooth distalizes at a time
- Multi teeth: teeth may distalize according to the overlap mode even if more than two teeth are being distalized

▼ Sequential Distalization

Overlapping teeth	<input type="radio"/> No overlap	Maximal anchorage	<input checked="" type="radio"/> None
	<input checked="" type="radio"/> Multi tooth movement		<input type="radio"/> 8
			<input type="radio"/> 7
			<input type="radio"/> 6
Overlap mode	<input checked="" type="radio"/> <input type="text" value="50"/> Percent	Tooth range:	<input checked="" type="radio"/> 8 .. 4
	<input type="radio"/> <input type="text" value="4"/> Stages		<input type="radio"/> 8 .. 3
<input checked="" type="checkbox"/> Esthetic option: Anterior movement from beginning			

Overlap mode: Defines the start of distalization of the next mesial tooth. It can be defined as percentage of distalization movement or in number of stages. How many teeth move in the selected overlap mode depends on the max anchorage selection. If none is selected, then all teeth of the selected tooth range move according to the overlap mode.

Sequential Distalization Updates

Impacted: SureSmile Advanced

Maximal Anchorage: Allows for None, 8, 7 and 6. 6 means that the first molar and all distal teeth would move one at a time until final distal position is achieved. The overlap mode consequently only affects the bicuspids and the canine, depending on the tooth range selection.

Tooth Range: Defines the group of teeth which will be affected by sequential distalization.

▼ Sequential Distalization

Overlapping teeth No overlap Multi tooth movement

Overlap mode Percent Stages

Esthetic option: Anterior movement from beginning

Maximal anchorage None 8 7 6

Tooth range: 8 .. 4 8 .. 3

Esthetic option: Anterior movement from beginning: The range of teeth is defined by the tooth range of distalization and can be 2-2 or 3-3. When checked, the anterior teeth start beginning with stage 1 with opening movements and all movements which do not have a lingual or distal effect, such as buccal, rotation, mesial, labial torque, intrusion or extrusion. All other movements (distal, distal angulation, lingual, lingual torque) wait until the distalization group has achieved its final distal position. If the esthetic option is not selected, the anterior group will not move until the distalization group has achieved its final distal position.

SureSmile[®]

